

# iOO PROJECT 2 USER GUIDE



DISCOVER OPERATION  
GUIDE VIDEO

## CHAIR PARTS TOOLS



ALLEN  
WRENCH



HEADREST x1  
OPTIONAL

BACKREST x1

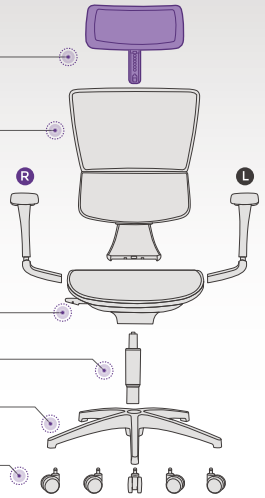
ARMREST x2  
L LEFT ARMREST  
R RIGHT ARMREST

SEAT x1

GASLIFT x1

BASE x1

CASTER x5



A FOR  
ARMREST

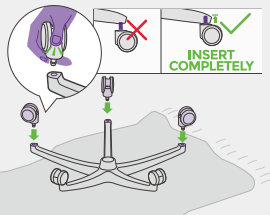
1/4 x 3/4"

B FOR  
BACKREST

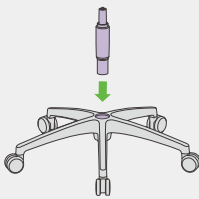
M10x15mm

## ASSEMBLY STEPS

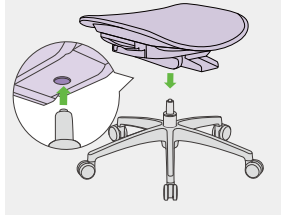
STEP 1



STEP 2



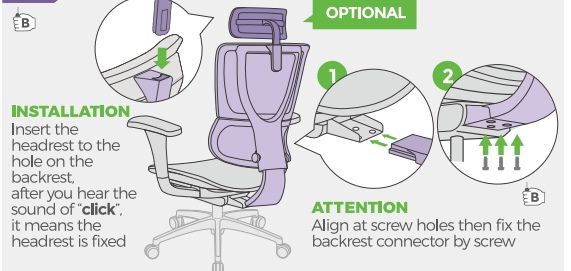
STEP 3



STEP 4

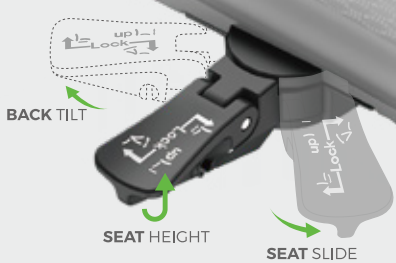


STEP 5



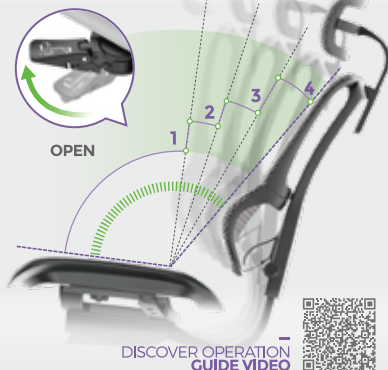
CONTROL & RECLINE

SINGLE LEVER CONTROL ▶



DISCOVER OPERATION GUIDE VIDEO

◀ RECLINE POSITION LOCKING



DISCOVER OPERATION GUIDE VIDEO

BACK & LUMBAR

BACK HEIGHT ADJUSTMENT ▶



DISCOVER OPERATION GUIDE VIDEO

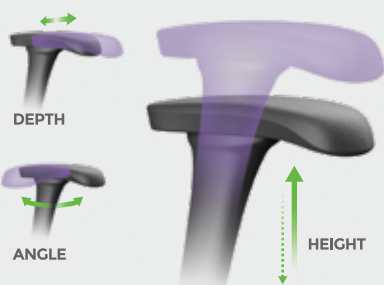
◀ 6D ADJUSTABLE LUMBAR PILLOW



DISCOVER OPERATION GUIDE VIDEO

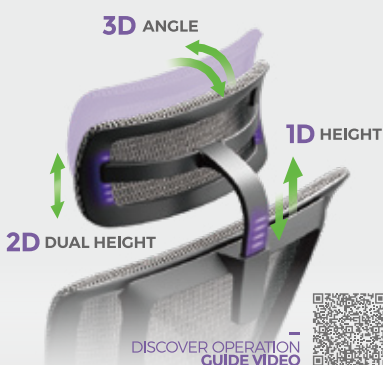
ARMREST & HEADREST

3D ARMREST ▶



DISCOVER OPERATION GUIDE VIDEO


◀ 3D HEADREST (OPTIONAL)



DISCOVER OPERATION GUIDE VIDEO

OPTIONAL ACCESSORIES

LEGPRO LEG REST ▶



DISCOVER OPERATION GUIDE VIDEO

◀ COAT HANGER



DISCOVER OPERATION GUIDE VIDEO

***jOO***  
***PROJECT 2***